

Meeting held:  
United Methodist Church  
1000 S State College Blvd.  
Anaheim, CA 92806



**May 2023**

## **President's Corner**

### **Jaki Kamphuis**

**Aloha members! We had a smaller crowd at our May meeting, but there was a lot of energy in the room! I received a lot of positive feedback about the "rotation stations". Members rotated to three different stations, each with a different topic. Members stated that they could see and hear better in the smaller groups at each station, and they were able to ask more questions. Mahalo to Erik Jordan (pruning presentation), Jenna Karimoto (bag rooting presentation) and Diem Nguyen (rooting in pots presentation) for sharing their expertise with each group of members!**

**A big thanks to all the members that brought in cuttings, plants and even eggs to donate to the member raffle and silent auction. Your donations are much appreciated, and they help support the club and make members happy!!! We also couldn't run our meetings without all the members who volunteer to help out at the meetings! It is that Aloha spirit and sense of community/ohana that I enjoy at every meeting.**

**Leaf Hoppers, White fly and Mites...Oh My! Our next meeting on June 4 th will be all about Pesky Plumeria Pests with the amazing Linda Ohara as our guest speaker. If you are part of any of the plumeria Facebook groups, then you've probably seen Linda's popular "microscopy time" posts. Linda will be sharing a Power Point presentation about the most common garden bugs, and then answer questions. Bring your damaged leaves and bugs (in a baggy, please) to the next meeting. Hope to see you there!**

**Smiles,  
Jaki**

## **Mission**

Educate the membership in the culture, development, hybridization, propagation and research of Plumeria (Aka Frangipani) Promote interest in and increase knowledge of Plumeria, share this knowledge, and promote a forum for the South Coast Plumeria Society members.

-----

## **Volunteers**

**All Things go more smoothly with a little help. We are looking for volunteers to help set up room and snacks (please arrive before the meeting at 1:30)**

-----

## **Snacks**

Members whose names start **M-Z**, please bring snacks to share for the May meeting. Please bring individually wrapped items – we are still on Covid protections.

---

## **Flower of the Month**

**Can you name this Plumeria?**



Answer on Page 6.

Follow us on Face Book at South Coast Plumeria Society Members Only FB:

<https://www.facebook.com/groups/709694926035650>

Web Page

<http://www.southcoastplumeriasociety.club/>

## **South Coast Plumeria Society Board:**

President: Jaki Kamphuis

1<sup>st</sup> VP - Programs: Dawna Fry

2<sup>nd</sup> VP Membership: Richard Ingrassia

Secretary/ Store: Angie Dalley

Treasurer/ News Letter: Julie Spacht

Advisor; Linda Ohara

Web Master Linda Hales

**BE SURE TO CHECK THE CALENDAR- we rearranged dates of Garden tours and Luau to avoid other plumeria events. .**

### Treasurer's Report – Julie Spacht

End of May Accounts

Checking and cash	\$ 13,629.19
Savings	\$ 1,492.49

### Secretary (Angie also volunteered to operate the Store)

Visit the South Coast Plumeria Society Store at each meeting to find new products or stock up on old favorites. In addition to supplies for your plumeria growing needs, you will find fun SCPS items throughout the season.

- VermisTerra Earthworm Castings
- VermisTerra Vitality
- Excalibur Plumeria Fertilizer
- Premixed Soil
- Vials
- Metal Tags
- Coir
- T-shirts, Mugs, and more

See You there!

Angela Dalley -Secretary and Store Manager

## **Welcome from Membership**

Hello fellow members. I hope you all enjoyed our May meeting. We had a wonderful turnout. I am pleased with the way the registration process went as I hope you are as well. We have 6 renewal/new membership this month for a total of 171 members to date. For those who paid online after Wednesday May 31<sup>st</sup> and those who paid at the last meeting, I will have your new years ID badges ready for you at the next meeting.

I want to extend a thank you to all of those who volunteer at the monthly meetings. You are greatly appreciated and need to ensure the meetings go smoothly from set up to take down and clean up. If anyone can arrive a little early or stay a little late to assist you are welcome to do so.

The season is on a slow start but there is an abundance of inflos and it is going to be the year of the bloom.

See everyone next month!

Richard Ingrassia

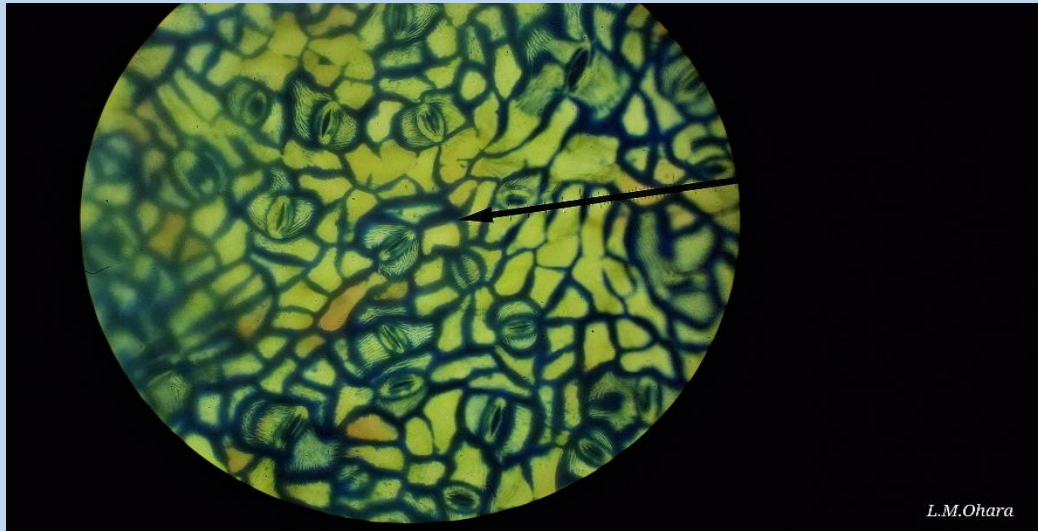
Vice President Membership



Foliola- Less common species of plumeria. It has very thin leaves and small fragrant flowers.

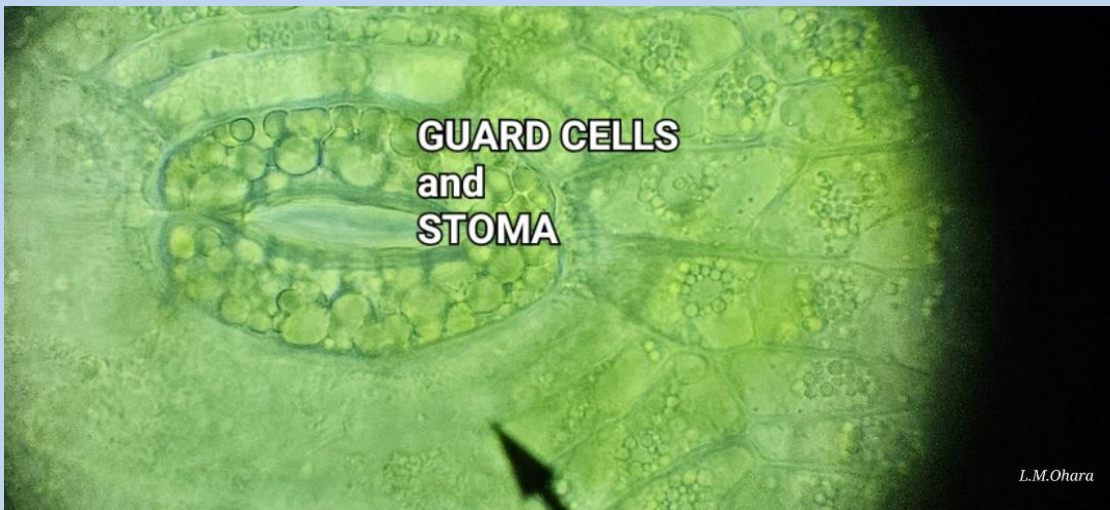
Thanks for the info, Jaki

## STOMATES: IMPORTANT FOLIAR STRUCTURES IN PLUMERIAS



Plumeria leaves contain hundreds of important structures called stomates which regulate the exchange of gases, oxygen and carbon dioxide, between the plant and its environment. A stomate is actually a pore, also referred to as a stomatal aperture, surrounded by two specialized cells called the guard cells which function as “gate keepers”, opening and closing the pore in response to environmental factors such as

wind and heat. Besides gas exchange, another important function of stomates is transpiration and is one of the reasons why plumerias dry up and need regular watering especially on hot, dry, windy, low humidity days. Over 90% of plumerias’ water loss can be attributed to transpiration via evaporation via the pores. Some pesticidal/fungicidal oils if used incorrectly can occlude the stomates causing leaves to suffocate, die, and drop off. The image above shows the stomates, stained blue, and the image below is a closeup of one opened stomate, releasing oxygen and water vapor and taking in carbon dioxide.





## Minutes

South Coast Plumeria Society  
1000 S. State College Blvd.  
Anaheim, CA 92806

Meeting: May 7, 2023, 2PM-4PM

Topic: Potting and Pruning

Meeting called to order by President Jaki Kamphuis

2. Introduction of speakers

3. Presentation in rotation, 3 small group stations

- Diem Nguyen- Cuttings in pots
- Jenna Karimoto – Bag rooting and
- Erik Jordon- Pruning

4. Announcements made by Jaki Kamphuis

- Upcoming events at Plant-O-Rama and Plumeria Day
- Reminder of Up-coming Election

5. Intermission 3-3:15PM

6. Member drawing and silent auction

Meeting adjourned at 4PM

Next meeting on Sunday, 5/7/23 at 2-4PM – Pruning & Propagating Cuttings

Submitted by: Julie Spacht



No Beauty Contest winner- But look at that proboscis!

### Beneficial insects:

While these caterpillars are devouring the lovely ornamental plant, they will grow into Sphinx moths *Sphingidae*. Commonly called "Horned Worms", they have a particularly long proboscis when adult moths and are able to reach deep into the plumeria to pollenate.

These caused quite a stir in our neighborhood this week; those that thought the caterpillars were "GROSS" and those excited for the improved possibility of plumeria seed pods.

For more on insects- Come hear Linda speak at the June meeting!



## May 7<sup>th</sup> meeting

We had a great team of presenters at the May 2023 meeting. Thanks to Diem, Jenna and Eric for all the information on “Propagation and Pruning.” Below are some of the Highlights and “Take-aways” from their small group presentations.

Diem spoke on starting cuttings in pots:

- He uses soil mixture 2/3 Cedar mulch
- 1/3 Pumice
- A little sand and fertilizer
- Use pot with holes for good drainage
- Pack soil in firmly- allows stability.
- Fill pot to  $\frac{3}{4}$ -1” below top
- Stake cutting starting at the bottom
- Secure well
- Here’s the good part - Soak well once and let dry out
- Label your cutting
- Keep in partial shade.

From the looks of the pots behind him in the picture- it must be a winning process! Thanks



Jenna Spoke on bag rooting; Bag rooting lets you see the roots progress; nice space saver, too.

Note Jenna’s Lazy Susan; this is a neat way to give yourself an extra hand. Thanks for the tip.

- Allow cuttings to callus about 10 days 7- if it’s hot
- She uses same soil mixture as she pots in- not to shock them into the real world when you transplant them.
- Use enough water to allow the soil to “Clump”
- You can jump-start them with a little seaweed or Superthrive fertilizer
- Squeeze all the air out of the bag
- Use electrical tape to secure the bag so as not to disturb the roots
- Let root in a warm area
- Date and Label
- She uses those packing bags of air that come with delivers as a recycling opportunity, or bio-degradable bags.



- She uses two pots and Lazy Susan to pot rooted cutting; getting soil well placed without damaging roots.

Erik presented on Pruning:

- There are lots of reasons for pruning-Health of tree, removing weight, increasing air flow are just a few
- Most new growth comes from leaf scars so cut between the scars.
- Use a shears- not a loopers or hand snips which will crush the outer layers of the stem. Eric's shears, below is available rather inexpensively at Harbor Freight.
- Pipe cutters will also cut smaller limbs
- Cut downward at an angle to avoid moisture (or anything else) from collecting in cut.
- If there is damage, cut 1-inch below any sign of damage



Flower of the month from Page 1:



KANEOBE SUNBURST



In July as blooms show up- there are plenty of opportunities to enjoy Plumerias at their best:

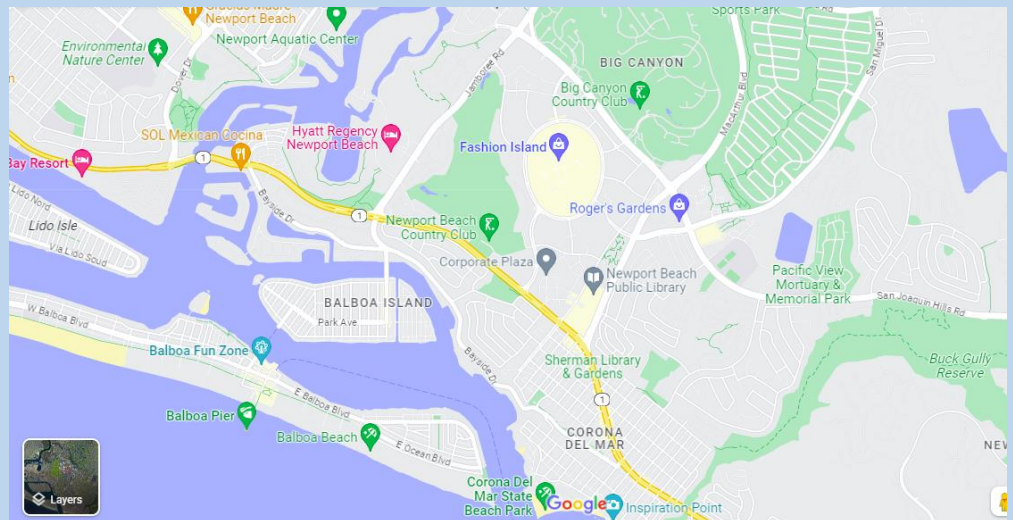
Try these up-coming events:

## Plant -o-Rama at Sherman Gardens July 15-16 at

2647 East Coast Highway Corona Del Mar

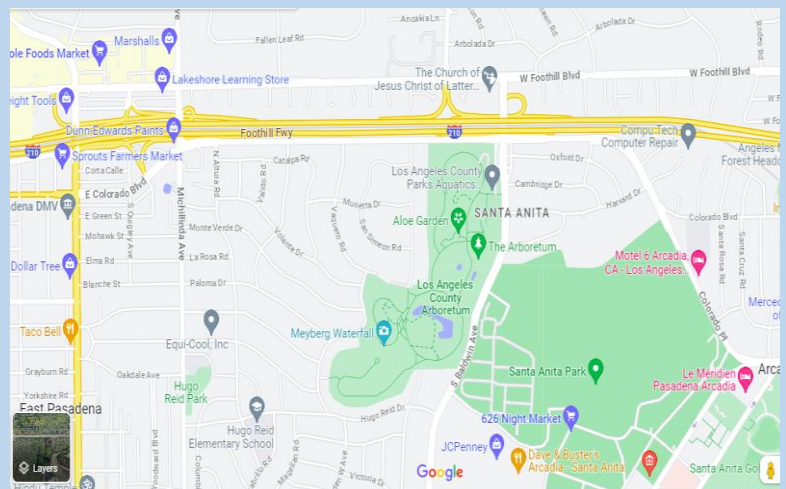
Offers classes, sales and really lovely environment of plants fountains, walkways. There's a library, too. SCPS will be there with an information table. Hope to see you there.

<https://thesherman.org/>



## Plumeria Day: LA Arboretum July 21-22. Saturday 9-3:00 <https://www.arboretum.org/>

Friday is a members (Arboretum) event. Saturday is a full day of presentations, classes, vendors and tours of the Plumeria collection in addition to the Arboretum regular plantings. Beautiful setting with lots of Plumeria to see, smell, admire, learn (and buy.)







# IPC23

INTERNATIONAL  
PLUMERIA CONFERENCE  
SEP 28-30 | LA ARBORETUM

IPC23 inspires plumeria growers with wide-ranging knowledge, access to experts, and in-person connections to growers from around the world.

- Keynote speakers who are plumeria, horticulture, and botany experts.
- Workshops on the latest trends and techniques in plumeria cultivation.
- Los Angeles County Arboretum and Botanic Gardens is a 127-acre natural and historic wonder with the renowned, curated Plumeria Grove with 120 trees!
- Vendors showcasing their plumerias and plumeria-related products and services.
- Hands-on demonstrations and panels.
- Social events and an exclusive Hawaiian luau to meet and mingle with fellow plumeria enthusiasts from around the world.

"It doesn't matter if you're a beginner or experienced, there is always something to learn. I attended the 2016 IPC in Florida and treasured every moment. The topics were interesting and filled with information, but the best part was meeting up with friends and making new friends. These friendships have only grown since then. Only a true plumerian has an IPC merit badge!"

(Joe Malinak, Alabama)



[www.ipc2023.com](http://www.ipc2023.com)



plumeriaconference2023

@plumeriaconference2023





# 2023 Calendar:

## Meetings

DATES/TIMES TOPICS

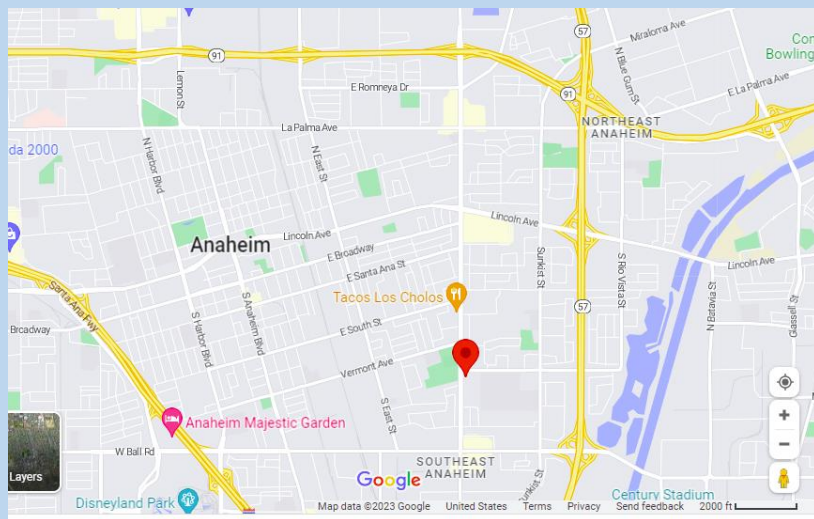
June 4 (2-4:00) Plumeria Pests

August 6 (2-5:00) Flower Show and Sale

Sept. 10 (2-4:00) Plumeria Species; Elections held

October 8 (2-5:00) Luau

United Methodist Church  
1000 S State College Blvd.  
Anaheim, CA 92806



Society events are planned and scheduled to promote and educate regarding knowledge of plumerias and Hawaiian culture and encourage social connections between people of common interests. Meetings and most events are open to the public; however, garden tours and the annual Luau are for members only. We hope you can join us!

## Events

DATES/TIMES EVENTS

June 24 (10-3:00) Tiki Market- Garden Grove

July 15-16 Plant-O- Rama at Sherman Gardens

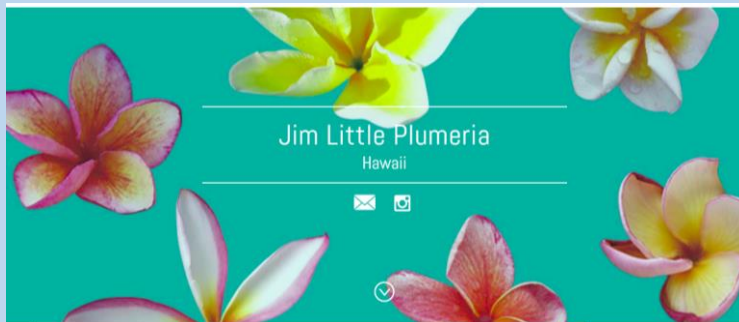
July 21-22 Plumeria Day at the LA Arboretum  
(Saturday 9-3:00)

August 6 (2-5) Flower Show and Sale

August 19-20 Garden Tours (Tour members' gardens)

September 28-30 IPC23 International Conference

Commercial Supporters:



Jim Little Nursery and Farms

**MEMBERSHIP APPLICATION FOR 2023**  
**SouthCoast Plumeria Society**

**P.O. Box 4138, Seal Beach, CA 90740**

**All information on this application will be for South Coast Plumeria Society's use only**

It will not be sold, shared, or used for any other purpose.

New ( )      Renewing ( )      Please Print Clearly      Date \_\_\_\_\_

Name \_\_\_\_\_ Significant other \_\_\_\_\_

Address \_\_\_\_\_

City \_\_\_\_\_ State \_\_\_\_\_ Zip \_\_\_\_\_

Phone (\_\_\_\_) \_\_\_\_\_ Email \_\_\_\_\_ @ \_\_\_\_\_

Aloha! Thank you for supporting the South Coast Plumeria Society! Dues should be paid prior to or at the first meeting of each year. *All memberships end on December 31* and are not prorated or refundable. Please note that our newsletter will be sent via email as a pdf file as part of your membership. Please choose from the following membership types:

[ ] **Individual Membership** 1 year- **\$25.00** (all membership privileges plus newsletter)

[ ] **Couples Membership** - **\$40.00** (all membership privileges plus newsletter)

[ ] **Household Membership** - **\$50.00** (2 adults, 2 children (under 18) at the same address, all membership privileges plus newsletter)

[ ] **Commercial Membership** - **\$50.00** (includes newsletter, membership privileges for one and a business card size advertisement in each newsletter)

[ ] **Electronic Newsletter Subscription Only** - **\$10.00** (no membership privileges, emailed newsletter only)

**RETURN THIS FORM WITH YOUR DUES TO:**

South Coast Plumeria Society, P.O. Box 4138, Seal Beach, CA 90740

Members may also pay using a credit card or PayPal on the South Coast Plumeria Society web page:

[www.southcoastplumeriasociety.club](http://www.southcoastplumeriasociety.club) but please also complete this form and mail or bring to the meeting.

\_\_\_\_\_ Check here if you paid via VISA or PayPal on our website

Office Use	
Amt. Paid	
Cash	
Check #	
PayPal	
Receipt #	